	NHS Greater Glasgow & Clyde BOARD INFECTION CONTROL COMMITTEE	Page	1 of 13
		Effective From	January 2024
	Patient Placement Guidance	Review Date	January 2026
		Version	3
The most up-to-date version of this guidance can be viewed at the following web page: www.nhsggc.scot/hospitals-services/services-a-to-z/infection-prevention-and-control			

SOP Objective

To ensure that patients are cared for in the appropriate area in order to minimise the risk of cross-infection, and to protect immune compromised patients from environmental infection.

This SOP applies to all staff employed by NHS Greater Glasgow & Clyde and locum staff on fixed term contracts and volunteer staff.

KEY CHANGES FROM THE PREVIOUS VERSION OF THIS GUIDANCE

- Addition 2A RHC and 4B QEUH.

Important Note: The version of this policy found on the Infection Prevention & Control (eIPC Manual) on the intranet page is the only version that is controlled. Any other versions either printed or embedded into other documents or web pages should be viewed as uncontrolled and as such may not necessarily contain the latest updates, amendments, or linkages to other documents.


Document Control Summary

Approved by and date	Board Infection Control Committee 21 st February 2024
Date of Publication	28 th February 2024
Developed by	IPCT, Estates and Facilities Management.
Related Documents	National IPC Manual http://www.nipcm.hps.scot.nhs.uk/
Distribution/ Availability	NHSGGC Infection Prevention and Control Internet www.nhsggc.scot/hospitals-services/services-a-to-z/infection-prevention-and-control
Lead Manager	Director of Infection Prevention and Control
Responsible Director	Board Nurse Director and Executive Lead for Infection Prevention and Control.

The most up-to-date version of this guidance can be viewed at the following web page:


This is based on information from clinical team and EFM Colleagues

www.nhsggc.scot/hospitals-services/services-a-to-z/infection-prevention-and-control

	NHS Greater Glasgow & Clyde BOARD INFECTION CONTROL COMMITTEE	Page	2 of 13
		Effective From	January 2024
	Patient Placement Guidance	Review Date	January 2026
		Version	3
The most up-to-date version of this guidance can be viewed at the following web page: www.nhsggc.scot/hospitals-services/services-a-to-z/infection-prevention-and-control			

CONTENTS

1. Responsibilities.....	3
2. General Information on Specialist Ventilation.....	4
What is a Positive Pressure Ventilated Lobby (PPVL) Room? (HEPA filtered air).....	4
What is a Negatively Pressured Room?	4
What is a Bone Marrow Transplant (BMT) Room?	4
3. Room Types.....	5
4. Signage	6
Table 1. Special Ventilation Rooms – Royal Hospital for Children (RHC).....	7
Table 2. Special Ventilation Rooms – Adult Queen Elizabeth University Hospital (QEUH)	8
Table 3. Special Ventilation Rooms – Royal Alexandra Hospital (RAH)	9
Table 4. Special Ventilation Rooms – Glasgow Royal Infirmary (GRI).....	9
Table 5. Bone Marrow Transplant (BMT) Rooms – Royal Hospital for Children (RHC)	10
Table 6. Bone Marrow Transplant (BMT) Rooms – Adult Queen Elizabeth University Hospital (QEUH).....	12
5. Definition of immunosuppressed/Immunocompromised	13
6. Evidence Base.....	13

	NHS Greater Glasgow & Clyde BOARD INFECTION CONTROL COMMITTEE	Page	3 of 13
		Effective From	January 2024
	Patient Placement Guidance	Review Date	January 2026
		Version	3
The most up-to-date version of this guidance can be viewed at the following web page: www.nhsggc.scot/hospitals-services/services-a-to-z/infection-prevention-and-control			

1. Responsibilities

Health Care Workers (HCW) must:

- Follow this SOP.
- Follow the advice of the Infection Prevention Control Team (IPCT)
- Escalate to line manager if they are unable to follow this SOP.

Managers must:

- Support HCWs in following this SOP.
- Cascade new policies/SOPs to clinical staff.

Infection Prevention and Control Teams must:

- Keep this SOP up-to-date.
- Provide education opportunities on this SOP.


Facilities / Estates Teams must:

- Carry out verifications on all rooms annually or following any works carried out on the room.
- Keep up-to-date verification records.

The most up-to-date version of this guidance can be viewed at the following web page:

This is based on information from clinical team and EFM Colleagues

www.nhsggc.scot/hospitals-services/services-a-to-z/infection-prevention-and-control

	NHS Greater Glasgow & Clyde BOARD INFECTION CONTROL COMMITTEE	Page	4 of 13
		Effective From	January 2024
	Patient Placement Guidance	Review Date	January 2026
		Version	3
The most up-to-date version of this guidance can be viewed at the following web page: www.nhsggc.scot/hospitals-services/services-a-to-z/infection-prevention-and-control			

2. General Information on Specialist Ventilation

Across NHS Greater Glasgow and Clyde there are a number of specially ventilated rooms designed to protect patients within the healthcare environment from potentially harmful pathogens. The tables below provide a list of wards and rooms on each of the main hospital sites, indicating the type of ventilation and filtration available in each. This will direct staff to the correct placement of patients who are suspected or confirmed to have an airborne or high consequence infectious disease, as well as airborne protective isolation for immune compromised patients. Below is a description of what each type of ventilation means, while Table 1 should be used to guide staff to the type of patient that can be safely cared for in each.

What is a Positive Pressure Ventilated Lobby (PPVL) Room? (HEPA filtered air)

A PPVL room has a flow of air from the lobby which moves into the main room. The contaminated air is extracted via a vent in the en suite toilet when one is available. In all instances in QEUH and RHC there is an additional extract in variable locations in the ceiling of the patient room. The lobby itself is positively pressurised to both the patient's room and the outer corridor providing a barrier between the patient within the room and the surrounding ward. This movement of air effectively prevents infection spreading between the room and the surrounding ward. Some PPVL rooms have an air supply to the lobby via a filter (HEPA filter) providing some further protection for patients who are immunosuppressed within the room. It is important to keep the door to the main room and to the lobby closed when not in use to ensure that this flow of air is maintained. The pressure on the gauge from corridor to lobby should read +8 to +12 PA.

What is a Negatively Pressured Room?

A negative pressure room has a flow of air which moves from the corridor into the room preventing the escape of room air to the surrounding ward. The ventilation within the room is such that it dilutes any airborne pathogens which are circulating. The room provides a negative air flow / 'cascade' from ward corridor to lobby, and lobby to isolation room, whilst allowing control of room temperature. The room is validated for 10 air changes per hour within an isolation room and a pressure differential of -8Pa to -10Pa in relation to the corridor. It is important to keep the door to the main room and the lobby closed when not in use to ensure that this flow of air is maintained.


What is a Bone Marrow Transplant (BMT) Room?

BMT rooms are reserved for use by those patients who are highly susceptible to infection, for example, those undergoing bone marrow transplant. The air supply to the room is via a filter (HEPA filter) to further provide protection to the vulnerable patient within the room from external airborne pathogens such as fungi. These rooms are currently only located within Ward 2A Children Hospital and also Ward 4B in the QEUH, and are reserved for use by BMT patients.

The most up-to-date version of this guidance can be viewed at the following web page:


This is based on information from clinical team and EFM Colleagues

www.nhsggc.scot/hospitals-services/services-a-to-z/infection-prevention-and-control

	NHS Greater Glasgow & Clyde BOARD INFECTION CONTROL COMMITTEE	Page	5 of 13
		Effective From	January 2024
	Patient Placement Guidance	Review Date	January 2026
		Version	3
The most up-to-date version of this guidance can be viewed at the following web page: www.nhsggc.scot/hospitals-services/services-a-to-z/infection-prevention-and-control			

3. Room Types

Type of Room	Patient allocation / suitability
PPVL with Lobby HEPA	Immunosuppressed patients, i.e. Haem-onc patients, should be prioritised for these rooms
	Immunosuppressed with chickenpox / measles
	Patients with Atypical Mycobacteria
	Patients with infections (non-airborne route)
Negative pressure	Chickenpox, Measles, Pathogens of High Consequence
	Tuberculosis (incl MDRTB and XDRTB) Prioritise airborne infection
BMT Rooms	Bone Marrow Transplant patients These are located in specialist units: QEUH 4B RHC 2A

	NHS Greater Glasgow & Clyde BOARD INFECTION CONTROL COMMITTEE	Page	6 of 13
		Effective From	January 2024
	Patient Placement Guidance	Review Date	January 2026
		Version	3
The most up-to-date version of this guidance can be viewed at the following web page: www.nhsggc.scot/hospitals-services/services-a-to-z/infection-prevention-and-control			

4. Signage

Patient bedrooms with specialist ventilation will have a sign at the door indicating the specific ventilation afforded by that particular room. The signs will be one of the following (QEUH):

Negative Pressure Isolation Room

Pressure gauge should be between
-8Pa & -12Pa

If the positive side of the gauge is out of range please contact estates department
Help desk 5555

HEPA FILTERED PPVL Isolation Room

Pressure gauge should be between
+8Pa & +12Pa

If the positive side of the gauge is out of range please contact estates department
Help desk 5555

These templates only and should be modified for local use.


	NHS Greater Glasgow & Clyde BOARD INFECTION CONTROL COMMITTEE	Page	7 of 13
		Effective From	January 2024
	Patient Placement Guidance	Review Date	January 2026
		Version	3
The most up-to-date version of this guidance can be viewed at the following web page: www.nhsggc.scot/hospitals-services/services-a-to-z/infection-prevention-and-control			

Table 1. Special Ventilation Rooms – Royal Hospital for Children (RHC)

Location	Room Number	Type of Room	HEPA filter (Lobby supply)	Type of Patient	Comment	En suite Y/N
CDU	17	PPVL	Yes	Prioritise immunosuppressed		Y
CDU	18	Negative Pressure	Yes	Not immunosuppressed	Varicella Zoster, TB, VHF, MERS, Respiratory illnesses	Y
1D	5	Negative Pressure	Yes	Not immunosuppressed	Varicella Zoster, TB, VHF, MERS, Respiratory illnesses	N
1D	12	PPVL	Yes	Prioritise immunosuppressed		N
1D	17	PPVL	Yes	Prioritise immunosuppressed		N
1D	18	PPVL	Yes	Prioritise immunosuppressed		N
1E	13	PPVL	Yes	Prioritise immunosuppressed		Y
1E	14	PPVL	Yes	Prioritise immunosuppressed		Y
2C	5	PPVL	Yes	Prioritise immunosuppressed		Y
2C	6	Negative Pressure	Yes	Not immunosuppressed	Varicella Zoster, TB, VHF, MERS, Respiratory illnesses	Y
3A	15	PPVL	Yes	Prioritise immunosuppressed		Y
3A	16	PPVL	Yes	Prioritise immunosuppressed		Y
3B	19	PPVL	Yes	Prioritise immunosuppressed		Y
3B	5	PPVL	Yes	Prioritise immunosuppressed		Y
3C	9	PPVL	Yes	Prioritise Immunosuppressed		Y
3C	10	PPVL	Yes	Prioritise Immunosuppressed		Y

The most up-to-date version of this guidance can be viewed at the following web page:
This is based on information from clinical team and EFM Colleagues
www.nhsggc.scot/hospitals-services/services-a-to-z/infection-prevention-and-control


	NHS Greater Glasgow & Clyde BOARD INFECTION CONTROL COMMITTEE	Page	8 of 13
		Effective From	January 2024
	Patient Placement Guidance	Review Date	January 2026
		Version	3
The most up-to-date version of this guidance can be viewed at the following web page: www.nhsggc.scot/hospitals-services/services-a-to-z/infection-prevention-and-control			

Table 2. Special Ventilation Rooms – Adult Queen Elizabeth University Hospital (QEUH)

Location	Room Number	Type of Room	HEPA filter (Lobby Supply)	Type of Patient	Comment	En suite Y/N
HDU UNIT 1	3	PPVL	Yes	Prioritise Immunosuppressed		Y
HDU UNIT 1	4	Negative Pressure	Yes	Not immunosuppressed	Varicella Zoster, TB, VHF, MERS, Respiratory illnesses	Y
HDU UNIT 2	11	PPVL	Yes	Prioritise Immunosuppressed		Y
ICU UNIT 3	23	PPVL	Yes			N
ICU UNIT 3	24	Negative Pressure	Yes	Not immunosuppressed	Varicella Zoster, TB, VHF, MERS, Respiratory illnesses	N
ICU UNIT 4	31	PPVL	Yes			N
ICU UNIT 4	40	PPVL	Yes			N
ICU UNIT 5	43	Negative Pressure	Yes	Not immunosuppressed	Varicella Zoster, TB, VHF, MERS, Respiratory illnesses	Y
ICU UNIT 5	44	Negative Pressure	Yes	Not immunosuppressed	Varicella Zoster, TB, VHF, MERS, Respiratory illnesses	Y
HDU UNIT 6	50	PPVL	Yes	Prioritise Immunosuppressed		Y

The most up-to-date version of this guidance can be viewed at the following web page:
This is based on information from clinical team and EFM Colleagues
www.nhsggc.scot/hospitals-services/services-a-to-z/infection-prevention-and-control


	NHS Greater Glasgow & Clyde BOARD INFECTION CONTROL COMMITTEE	Page	9 of 13
		Effective From	January 2024
	Patient Placement Guidance	Review Date	January 2026
		Version	3
The most up-to-date version of this guidance can be viewed at the following web page: www.nhsggc.scot/hospitals-services/services-a-to-z/infection-prevention-and-control			

Table 3. Special Ventilation Rooms – Royal Alexandra Hospital (RAH)

Location	Room Number	Type of Room	HEPA Filter (Lobby Supply)	Type of Patient	Comment	En suite Y/N
ICU	2	Negative Pressure	No	Not immunosuppressed	Varicella Zoster, TB, VHF, MERS, Respiratory illnesses	N
ICU	5	Negative Pressure	No	Not immunosuppressed	Varicella Zoster, TB, VHF, MERS, Respiratory illnesses	N

Please note there are no negative pressure isolation rooms in either Vale of Leven Hospital or Inverclyde Royal Hospital.

Table 4. Special Ventilation Rooms – Glasgow Royal Infirmary (GRI)

Location (Wards)	Room Number	Type of Room	HEPA Filter (Lobby Supply)	Type of Patient	Comment	En suite Y/N
6	3/25	Negative Pressure	No	Not immunosuppressed	Varicella Zoster, TB, VHF, MERS, Respiratory illnesses	Y
6	3/39	Negative Pressure	No	Not immunosuppressed	Varicella Zoster, TB, VHF, MERS, Respiratory illnesses	Y
7	3/52	Negative Pressure	No	Not immunosuppressed	Varicella Zoster, TB, VHF, MERS, Respiratory illnesses	Y
16	3/31	Negative Pressure	No	Not immunosuppressed	Varicella Zoster, TB, VHF, MERS, Respiratory illnesses	Y

NB - In ITU due to the variability of different types of isolation facilities any patients who require source or protective isolation will be discussed with IPCT to ascertain isolation priority and placement.

The most up-to-date version of this guidance can be viewed at the following web page:

This is based on information from clinical team and EFM Colleagues

www.nhsggc.scot/hospitals-services/services-a-to-z/infection-prevention-and-control



	NHS Greater Glasgow & Clyde BOARD INFECTION CONTROL COMMITTEE	Page	10 of 13
		Effective From	January 2024
	Patient Placement Guidance	Review Date	January 2026
		Version	3
The most up-to-date version of this guidance can be viewed at the following web page: www.nhsggc.scot/hospitals-services/services-a-to-z/infection-prevention-and-control			

Table 5. Bone Marrow Transplant (BMT) Rooms – Royal Hospital for Children (RHC)

Location	Room Number	Type of Room	HEPA filter (Lobby supply)	Type of Patient	En suite Y/N
2A	2	HEPA Filtered PPIR	N	Immunosuppressed	Y
2A	3	HEPA Filtered PPIR	SHARED	Immunosuppressed	Y
2A	4	HEPA Filtered PPIR	SHARED	Immunosuppressed	Y
2A	5	HEPA Filtered PPIR	SHARED	Immunosuppressed	Y
2A	6	HEPA Filtered PPIR	SHARED	Immunosuppressed	Y
2A	7	HEPA Filtered PPIR	N	Immunosuppressed	Y
2A	8	HEPA Filtered PPIR	N	Immunosuppressed	Y
2A	9	HEPA Filtered PPIR	N	Immunosuppressed	Y
2A	10	HEPA Filtered PPIR	N	Immunosuppressed	Y
2A	11	HEPA Filtered PPIR	N	Immunosuppressed	Y
2A	12	HEPA Filtered PPIR	N	Immunosuppressed	Y

The most up-to-date version of this guidance can be viewed at the following web page:
This is based on information from clinical team and EFM Colleagues
www.nhsggc.scot/hospitals-services/services-a-to-z/infection-prevention-and-control

	NHS Greater Glasgow & Clyde BOARD INFECTION CONTROL COMMITTEE	Page	11 of 13
		Effective From	January 2024
	Patient Placement Guidance	Review Date	January 2026
		Version	3
The most up-to-date version of this guidance can be viewed at the following web page: www.nhsggc.scot/hospitals-services/services-a-to-z/infection-prevention-and-control			

Location	Room Number	Type of Room	HEPA filter (Lobby supply)	Type of Patient	En suite Y/N
2A	14	HEPA Filtered PPIR	N	Immunosuppressed	Y
2A	15	HEPA Filtered PPIR	N	Immunosuppressed	Y
2A	16	HEPA Filtered PPIR	N	Immunosuppressed	Y
2A	17	HEPA Filtered PPIR	Y	BMT	Y
2A	18	HEPA Filtered PPIR	Y	BMT	Y
2A	19	HEPA Filtered PPIR	Y	BMT	Y
2A	20	HEPA Filtered PPIR	Y	BMT	Y
2A	21	HEPA Filtered MIBG	-	-	Y
2A	22	HEPA Filtered PPVL	Y	Immunosuppressed	Y
2A	23	HEPA Filtered NPVL	Y	Immunosuppressed	Y
2A	24	HEPA Filtered PPVL	Y	Immunosuppressed	Y
2A	25	HEPA Filtered PPVL	Y	Immunosuppressed	Y

The most up-to-date version of this guidance can be viewed at the following web page:
This is based on information from clinical team and EFM Colleagues
www.nhsggc.scot/hospitals-services/services-a-to-z/infection-prevention-and-control



	NHS Greater Glasgow & Clyde BOARD INFECTION CONTROL COMMITTEE	Page	12 of 13
		Effective From	January 2024
	Patient Placement Guidance	Review Date	January 2026
		Version	3
The most up-to-date version of this guidance can be viewed at the following web page: www.nhsggc.scot/hospitals-services/services-a-to-z/infection-prevention-and-control			

Table 6. Bone Marrow Transplant (BMT) Rooms – Adult Queen Elizabeth University Hospital (QEUH)

Location	Room Number	Type of Room	HEPA filter	Type of Patient	En suite Y/N
4B	All Rooms	Positive Pressure	Y	Immunosuppressed	Y

The most up-to-date version of this guidance can be viewed at the following web page:
This is based on information from clinical team and EFM Colleagues
www.nhsggc.scot/hospitals-services/services-a-to-z/infection-prevention-and-control

	NHS Greater Glasgow & Clyde BOARD INFECTION CONTROL COMMITTEE	Page	13 of 13
		Effective From	January 2024
	Patient Placement Guidance	Review Date	January 2026
		Version	3
The most up-to-date version of this guidance can be viewed at the following web page: www.nhsggc.scot/hospitals-services/services-a-to-z/infection-prevention-and-control			

5. Definition of immunosuppressed/Immunocompromised

NIPCM definition is “Any person whose immune response is reduced or deficient, usually because they have a disease or are undergoing treatment. People who are immunocompromised are more vulnerable to infection”.

6. Evidence Base

<http://www.nipcm.hps.scot.nhs.uk/>

The most up-to-date version of this guidance can be viewed at the following web page:

This is based on information from clinical team and EFM Colleagues

www.nhsggc.scot/hospitals-services/services-a-to-z/infection-prevention-and-control