

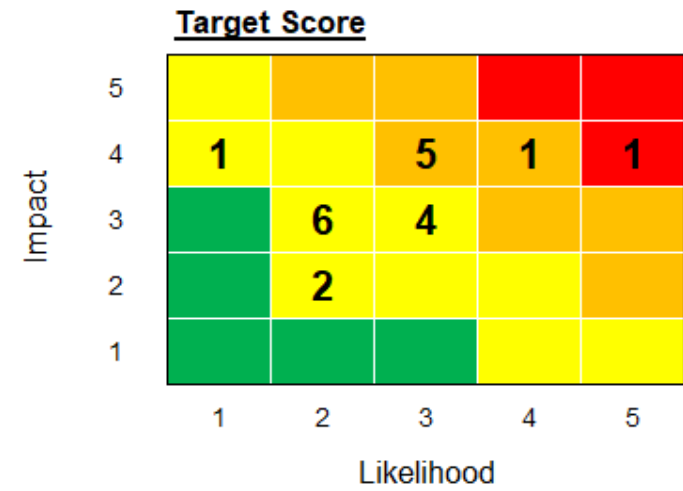
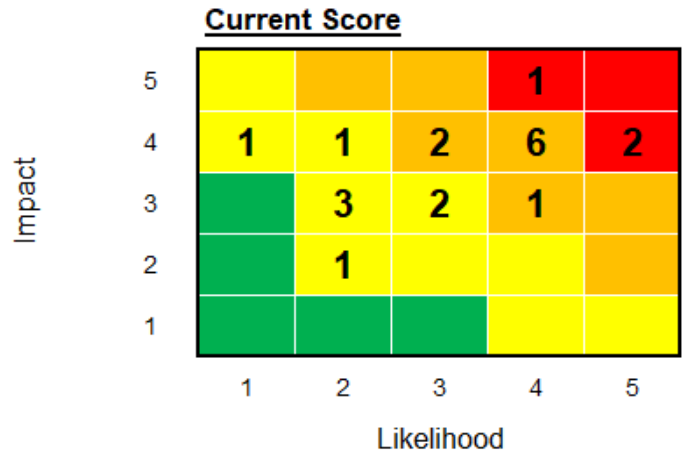
Corporate Risk Register Review

Reporting Period: November 2023

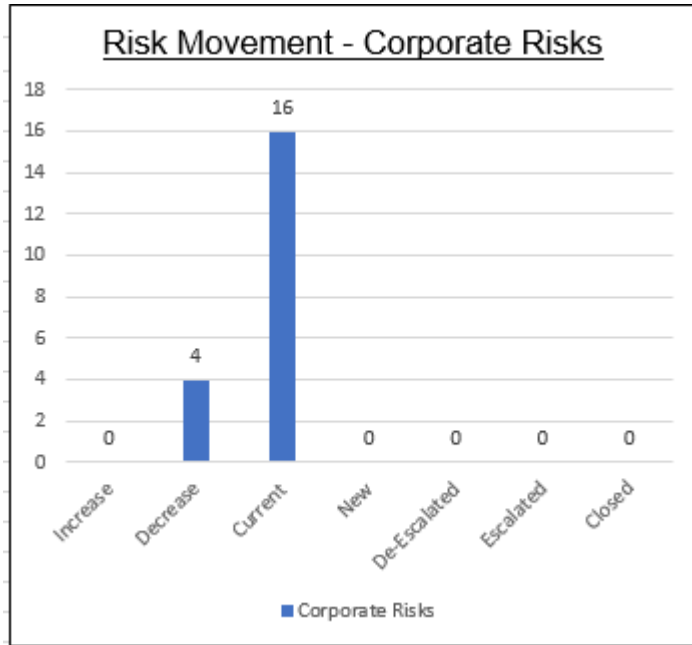
Board: 19th December 2023

Corporate Risk Dashboard

ID	Risk Title	Current Risk Scores				Target Risk Score	Trend
		Jan - Mar 23	Apr - Jun 23	July - Sept 23	Oct		
Current Risks - Decreased							
3060	Positive, engaging and diverse culture	12	12	9		6	
3432	Industrial action and potential impact to service delivery	12	12	4		4	
3110	Failure to Recruit and Retain Staff	12	12	12	6	6	
3059	Staff training and development	9	9	9	4	4	
Current Risks - No Change							
3036	Financial Sustainability - Revenue	20	20	20		20	
2055	Unscheduled Care Waiting Time Targets	20	20	20		16	
3057	Impact of Delayed Discharges on NHSGGC system flow.	20	20	20		9	
2819	Capital Funding Sustainability	16	16	16		12	
2054	In Patient / Day Case Treatment Time Guarantee - Scheduled care waiting time	16	16	16		12	
3343	Outpatients - Scheduled Care Waiting Time Targets	16	16	16		12	
2199	Pandemic Response	16	16	16		12	
3051	Ageing Infrastructure	16	16	16		9	
3052	Regulatory body compliance	16	16	16		9	
2060	Breakdown of failsafe mechanisms for Public Health Screening Programmes	12	12	12		12	
3450	Delivery of medical training to the GMC required standards	12	12	12		9	
3058	Public protection failure in relation to a vulnerable child or adult.	20	12	12		4	
3062	Safe & Effective Use of Medicines	9	9	9		6	
3053	Medicine costs and funding availability	8	8	8		6	
2062	Cyber threats	6	6	6		6	
3054	Monitoring of our Remobilisation Plan - co-ordination, capacity and our resources	9	6	6		6	



Corporate Risk Register - Analysis



Corporate Risk Register – Movement in Risk Numbers

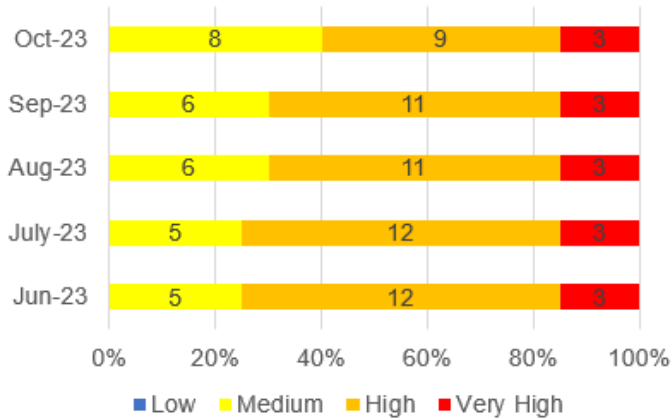
Risk Movement	Totals	Risk Titles
No. of risks Q2 2023/24	20	
Risks decreased in score	4	3060 – Positive, Engaging and Diverse Culture 3432 – Industrial Action 3110 – Failure to Recruit and Retain Staff 3059 - Staff training and development
Risks increased in score	0	
New or escalated risks	0	
Closed or de-escalated risks	0	
No. of risks Q3 2023/24	20	

Commentary

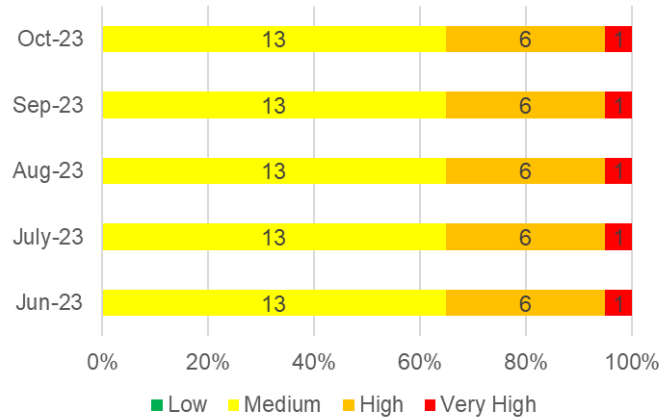
The Corporate Risk Register currently comprises 20 risks.

Corporate Risk Register - Analysis

Corporate Risk Score Profile - Current Score



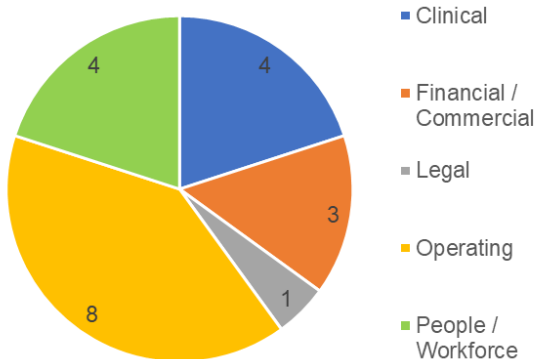
Corporate Risk Score Profile - Target Score



Commentary

Risk Score Profile Charts provide comparison of current risk score profile and target risk score. The overall number of risks on the Corporate Risk Register remains 20 with no additions, closures and two score changes in this update

Risk Appetite Types - Corporate Risks



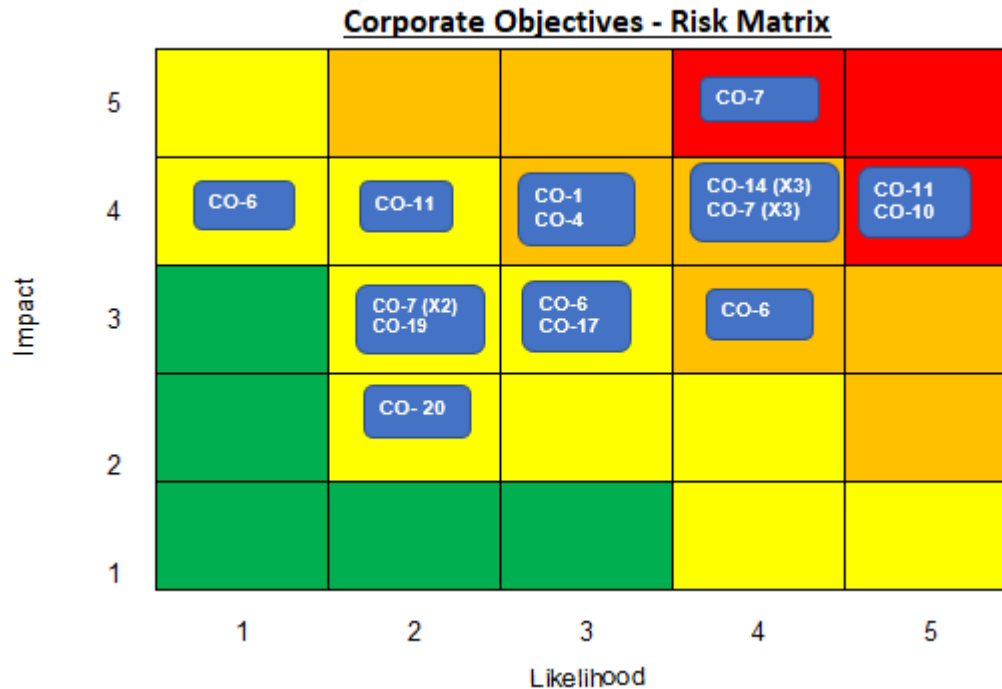
Commentary

The chart provides a breakdown of corporate risks by risk type as defined in the Risk Appetite Statement.

Corporate Risk Register - Analysis

Corporate Objectives			Risk Title	Current Score
Better Health	CO1	To reduce the burden of disease on the population through health improvement programmes that deliver a measureable shift to prevention rather than treatment	Breakdown of failsafe mechanisms for Public Health Screening	12
	CO4	To ensure the best start for children with a focus on developing good health and wellbeing in their early years	Public Protection failure in relation to a vulnerable child or adult	12
Better Care	CO6	To provide a safe environment and appropriate working practices that minimise the risk of injury or harm to our patients and our people	Industrial action by staff impacting on care to patients	4
			Delivery of medical training to the GMC required standards	12
			Safe and effective use of medicines	9
	CO7	To ensure services are timely and accessible to all parts of the community we serve	In Patient / Day Case Treatment Time Guarantee - Scheduled care waiting time targets	16
			Outpatients – Scheduled care waiting time targets	16
			Unscheduled care waiting time targets	20
			Pandemic response	16
			Cyber Threats	6
	Monitoring of our Remobilisation Plan – co-ordination, capacity and our resources	6		
	CO10	To shift the reliance on hospital care towards proactive and coordinated care and support in the community	Impact of Delayed Discharges on NHS GGC system flow	20
Better Value	CO11	To ensure financial planning across the healthcare system that supports financial sustainability and balance budgets	Financial sustainability – revenue	20
			Medicines costs and funding availability	8
	CO14	To utilise and improve our capital assets to support the reform of healthcare	Capital funding sustainability	16
			Ageing Infrastructure	16
			Regulatory body compliance	16
Better Workplace	CO17	To ensure our people are appropriately trained and developed	Positive, engaging and diverse culture	9
	CO19	To promote the health and well-being of our people	Failure to recruit and retain staff	6
	CO20	To provide a continuously improving and safe working environment	Staff training and development	4

Corporate Risk Register - Analysis



Commentary

In total there are 10 Corporate Objectives linked to Corporate Risks.

The heat map provides a breakdown of residual risk scores aligned to the relevant corporate objective(s). This in turn can provide an indicative 'risk profile' for the corporate objectives.