

Dermatology Digital Appointment Service



Welcome to your virtual appointment. You should have received some instruction by email or via an information leaflet. A step-by-step instruction for Registering and Submitting your information and photos is given below.

Here is an example of what a NHS Scotland digital dermatology email invite may look like on receipt.

*Please check your email Spam folder if it has not arrived
Use an alternative device / phone/ laptop or tablet to access if any issues signing up. Alternatively a different web browser such as Google Chrome or Safari*

Step
1

NHS
SCOTLAND

NHS Scotland : Lenus Dermatology - Clinician

Greater Glasgow & Clyde wants to view your data

Dear kevstormid+dj@gmail.com,

Forth Valley would like to view your health data you've uploaded

Your data is important and needs to be kept safe, so you need to do a few things to allow this.

The **'allow access'** button will take you to our website. You'll need to:

- login to prove it's you
- select which data you want to give access to.

Allow access

Regards NHS Scotland Team

Assuming you are happy to proceed you should click Allow Access green button

Step

2



Don't have an account?

Register to help you manage and improve your health.

Register >



To begin the Registration process you must start by clicking Register green button

Already registered?

Email

Passphrase

[Forgotten your passphrase?](#)

Log in

Step

3

Next, complete your Registration details and continue

(ensuring it is you, the patient's name and date of birth and not a relative)



Your email address

Email

david.jones@example.com

Don't have an email address?

We suggest you sign up to [Gmail](#). It's free, fast and simple.

Continue



Your name

First name

David

Surname

Jones

< Back

Continue



Your date of birth

For example, 24 03 1974

Day Month Year

8

1

1947

< Back

Continue

Step

4

Create a Password / Passphrase for you to login with

NHS
SCOTLAND

Create a passphrase

A passphrase is a memorable set of words that works like a password. Passphrases are safer and more secure than traditional passwords.

Your passphrase must

- contain 12 or more characters
- contain upper and lower case letters
- be unique to you and not be commonly used as a passphrase

Passphrase Show

.....

[< Back](#) [Register](#)

Step

5

Review and accept the Sharing Permissions screen

NHS
SCOTLAND Menu

Sharing data

Sharing with Greater Glasgow Clyde in Lenus Dermatology - Clinician

Greater Glasgow Clyde has requested that you share access to your data while they use Lenus Dermatology - Clinician.

If you accept, Forth Valley will be able to:

- Your user profile information (first name, last name, etc.)
- Your email address
- Read your media information
- Write media information for you

[Do not accept](#) [Accept](#)



Remember once you have completed your Registration, you still need to complete your clinic consultation by submitting photos and information.

See next steps to continue

Step

6

Once your Registration is complete you should be able to login and start your Virtual Dermatology Appointment (you may have to go to the original Step 2 “Already Registered” section)



Step

7

Reconfirm your Permissions to submit information and photos



Permissions

Your healthcare provider needs access to some of your data to provide this service. Unchecking these permissions could affect the level of service provided.

Personal information

Uncheck the permissions you do not wish to grant.

- Your user identifier
- Your user profile information (first name, last name, etc.)
- Your email address

Your health data

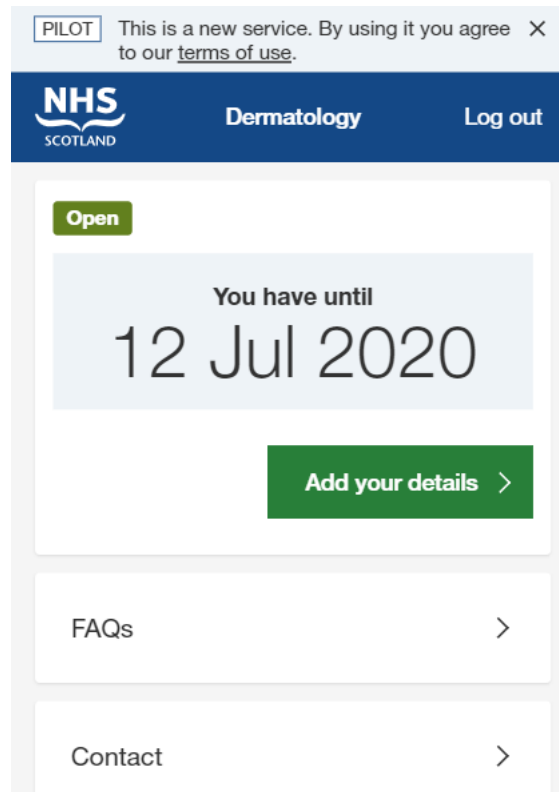
Uncheck the permissions you do not wish to grant.

- Read media information
- Write media information

Step

8

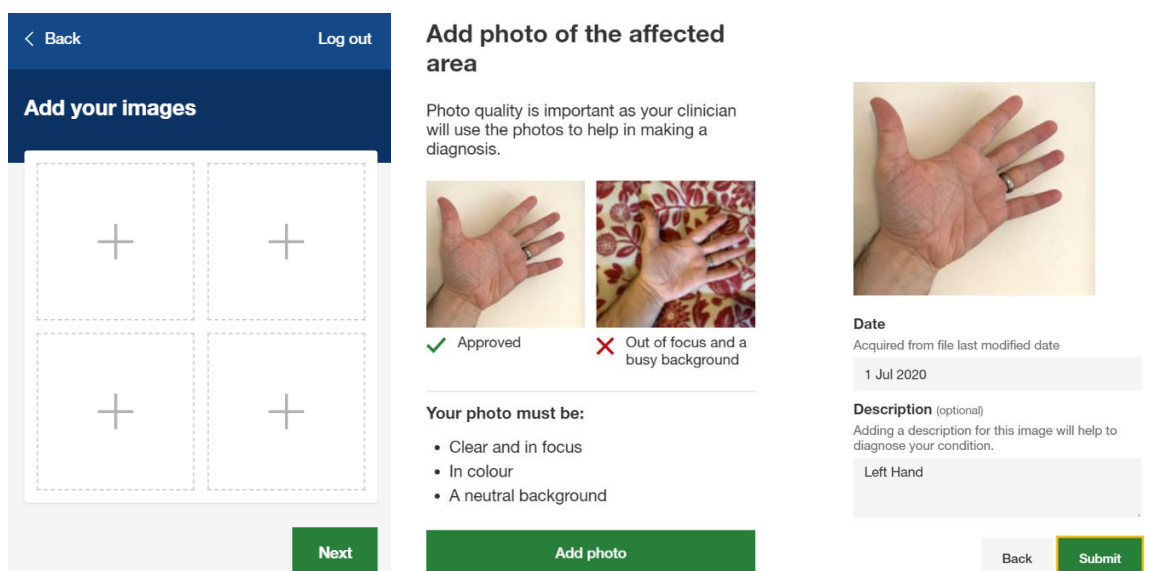
Start your Dermatology Consultation by clicking the green “Add your details button”



Step

9

Ideally it helps the clinicians with your diagnosis if you can submit some **clear, in-focus** photographs. You can use your mobile device and then upload from your image library. Please only send photos of the area in question or that your GP has asked us to look at.



Step
10

Complete the questions to give more information about your skin condition or skin lesion

PILOT This is a new service. By using it you agree to our [terms of use](#) X

< Back Log out

Tell us about your current skin condition including any change.
If it was a skin growth, can you feel anything where it was treated?

Next


Step
11

Review your submitted information and photos and then complete your submission

PILOT This is a new service. By using it you agree to our [terms of use](#) X

< Back Log out

Confirm your submission



Tell us about your current skin condition including any change.
Still an issue

Is your skin better, worse or the same as before?
same

How much does it trouble you?
A little

Please note down your current daily treatment regime (creams, lotions, etc).

NHS SCOTLAND Dermatology Log out

Submitted

We have received your submission which is awaiting review by the dermatology team. There is nothing you need to do in the meantime, you should expect a response within **4 weeks**.

[View submission >](#)

[FAQs >](#)

[Contact >](#)

Your submission is now awaiting review by the dermatology team.

Step

12

You can then wait for your response from the clinician which you will receive notification. Due to current waiting times this can be up to 4 weeks but is usually considerably quicker. A copy of the response will also go to the referring GP.

If you have had any problems receiving the emails or appointment please contact our Referral Management Service (please note this is not for any clinical advice).
Telephone 0141 452 3493

Virtual Consultations now are treated as a normal clinic appointment and so if we do not hear from you or receive a returned submission within the time window, we will remove your referral from our waiting list and inform your GP.