	NHS GREATER GLASGOW & CLYDE CONTROL OF INFECTION COMMITTEE STANDARD OPERATING PROCEDURE (SOP)	Page	1 of 10
		Effective From	April 2025
	CARBAPENEMASE PRODUCING ENTEROBACTERIACEAE(CPE) TRANSMISSION BASED PRECAUTION	Review Date	April 2027
		Version	4
The most up-to-date version of this SOP can be viewed at the following web page: www.nhsggc.scot/hospitals-services/services-a-to-z/infection-prevention-and-control			

SOP Objective

To ensure that patients colonised or infected with Carbapenemase Producing Enterobacteriaceae (CPE) are cared for appropriately and actions are taken to minimise the risk of cross-infection.

This SOP applies to all staff employed by NHS Greater Glasgow & Clyde and locum staff on fixed term contracts and volunteer staff.

KEY CHANGES FROM THE PREVIOUS VERSION OF THIS SOP


- Minor wording changes
 - Change of contact time from 8 hours to 4 hours

Important Note: The version of this policy found on the Infection Prevention & Control (eIPC Manual) on the intranet page is the only version that is controlled. Any other versions either printed or embedded into other documents or web pages should be viewed as uncontrolled and as such may not necessarily contain the latest updates, amendments, or linkages to other documents.

Document Control Summary


Approved by and date	Board Infection Control Committee 23 rd April 2025
Date of Publication	29 th April 2025
Developed by	Infection Control Policy Sub-Group
Related Documents	National IPC Manual NHSGGC Decontamination Guidance NHSGGC Hand Hygiene Guidance NHSGGC SOP Cleaning of Near Patient Equipment NHSGGC SOP Twice Daily Clean of Isolation Rooms NHSGGC SOP Terminal Clean of Ward/Isolation Rooms NHSGGC Waste Management Policy
Distribution/ Availability	NHSGGC Infection Prevention and Control Web Page www.nhsggc.scot/hospitals-services/services-a-to-z/infection-prevention-and-control
Lead Manager	Director Infection Prevention and Control
Responsible Director	Executive Director of Nursing

The most up-to-date version of this SOP can be viewed at the following web page:
www.nhsggc.scot/hospitals-services/services-a-to-z/infection-prevention-and-control

	NHS GREATER GLASGOW & CLYDE CONTROL OF INFECTION COMMITTEE STANDARD OPERATING PROCEDURE (SOP)	Page	2 of 10
		Effective From	April 2025
	CARBAPENEMASE PRODUCING ENTEROBACTERIACEAE(CPE) TRANSMISSION BASED PRECAUTION	Review Date	April 2027
		Version	4
The most up-to-date version of this SOP can be viewed at the following web page: www.nhsggc.scot/hospitals-services/services-a-to-z/infection-prevention-and-control			

CONTENTS

CPE Aide Memoire	3
1. Responsibilities	4
2. General Information on CPE/ CRO	5
3. Transmission Based Precautions for CPE/ CRO	6
4. Evidence Base	10

	NHS GREATER GLASGOW & CLYDE CONTROL OF INFECTION COMMITTEE STANDARD OPERATING PROCEDURE (SOP)	Page	3 of 10
		Effective From	April 2025
	CARBAPENEMASE PRODUCING ENTEROBACTERIACEAE(CPE) TRANSMISSION BASED PRECAUTION	Review Date	April 2027
		Version	4
The most up-to-date version of this SOP can be viewed at the following web page: www.nhsggc.scot/hospitals-services/services-a-to-z/infection-prevention-and-control			

CPE Aide Memoire

Consult SOP and Isolate in a single room with:

- ✓ ensuite / own commode
- ✓ door closed
- ✓ IPC yellow sign on door
- ✓ dedicated equipment
- ✓ **CPE Care Checklist** completed daily

**Patient
Assessed for
Rehabilitation**

Individual IPC care plan to allow rehabilitation to be undertaken in agreement with local IPCT

Once a patient is found to be CPE positive, they will have their notes tagged on Trakcare and be treated as positive for each subsequent admission

SOP - Guidelines for patients in isolation:

Hand Hygiene: Liquid Soap and Water or alcohol hand rub

PPE: Disposable gloves and yellow apron for routine care

Patient Environment: Twice daily chlorine clean

Patient Equipment: Chlorine clean after use and at least on a twice daily basis

Laundry: Treat as infected


Waste: Dispose of as Clinical / Healthcare waste

Incubation Period: No specific incubation period

Period of communicability: Unknown - may not be isolated but can recur due to gut carriage

Notifiable disease: Yes – Notifiable organism
No – Notifiable disease

Transmission Route: Direct/Indirect Contact. CPE can be transferred on the hands of staff to other patients or the environment after contact with contaminated body fluids, wounds, etc or on contaminated equipment/environment.

	NHS GREATER GLASGOW & CLYDE CONTROL OF INFECTION COMMITTEE STANDARD OPERATING PROCEDURE (SOP)	Page	4 of 10
		Effective From	April 2025
	CARBAPENEMASE PRODUCING ENTEROBACTERIACEAE(CPE) TRANSMISSION BASED PRECAUTION	Review Date	April 2027
		Version	4
The most up-to-date version of this SOP can be viewed at the following web page: www.nhsggc.scot/hospitals-services/services-a-to-z/infection-prevention-and-control			

1. Responsibilities

Health Care Workers (HCWs) must:

- Follow this SOP.
- Inform a member of the Infection Prevention and Control Team (IPCT) if this SOP cannot be followed.

Managers must:


- Support Healthcare Workers (HCWs) and IPCTs in following this SOP.

Infection Prevention and Control Teams (IPCTs) must:

- Keep this SOP up-to-date.
- Provide education opportunities on this SOP.
- Provide support and advice to clinical teams on management of a CPE positive patient


Occupational Health Service (OHS) must:

- Support and coordinate staff screening during an outbreak/investigation.

	NHS GREATER GLASGOW & CLYDE CONTROL OF INFECTION COMMITTEE STANDARD OPERATING PROCEDURE (SOP)	Page	5 of 10
		Effective From	April 2025
	CARBAPENEMASE PRODUCING ENTEROBACTERIACEAE(CPE) TRANSMISSION BASED PRECAUTION	Review Date	April 2027
		Version	4
The most up-to-date version of this SOP can be viewed at the following web page: www.nhsggc.scot/hospitals-services/services-a-to-z/infection-prevention-and-control			


2. General Information on CPE/ CRO

Communicable Disease / Alert Organism	Enterobacteriaceae are a group of Gram negative organisms which are part of the normal human gut flora. Common organisms included in this subgroup include <i>E.coli</i> & <i>Klebsiella</i> species. Carbapenemase producing Enterobacteriaceae (CPE) have become a major public health issue and while the incidence in Scotland is currently lower than other countries, evidence suggests that these organisms can spread rapidly and become endemic in healthcare facilities.
Clinical Condition	Patients may be colonised or infected with these organisms. Infections include bloodstream infections, device-related infections, pneumonia, urinary tract and wound infections.
Mode of Spread	Contact: CPE can be transferred on the hands of staff to other patients or the environment after contact with contaminated body fluids, wounds, etc. or on contaminated equipment/ environment.
Incubation period	No specific incubation period.
Notifiable disease	Notifiable Organism - Yes Notifiable Disease - No
Period of Communicability	Unknown – may not be isolated but can recur due to gut carriage
Persons most at-risk	Patients who have been an inpatient in a hospital outside Scotland Patients who have received holiday dialysis outside of Scotland Patients who have been an inpatient in a UK hospital known to have had problems with spread of CPE


	NHS GREATER GLASGOW & CLYDE CONTROL OF INFECTION COMMITTEE STANDARD OPERATING PROCEDURE (SOP)	Page	6 of 10
		Effective From	April 2025
	CARBAPENEMASE PRODUCING ENTEROBACTERIACEAE(CPE) TRANSMISSION BASED PRECAUTION	Review Date	April 2027
		Version	4
The most up-to-date version of this SOP can be viewed at the following web page: www.nhsggc.scot/hospitals-services/services-a-to-z/infection-prevention-and-control			


3. Transmission Based Precautions for CPE/ CRO


Screening on Admission / Re-admission	<p>If response to CPE admission question is yes, the following specimens should be taken :</p> <ol style="list-style-type: none"> 1. A rectal screen (see below) 2. Wound swab (if wound present including any Vascular Access Devices excluding PVC) 3. Urine specimen (if urine collection device in place) <p>A rectal screen is preferred however, if patient refuses a rectal swab, then a stool specimen can be sent. For paediatric patients, a stool specimen should be sent if they meet the criteria.</p> <p>Three sets of negative screens, taken 48hours apart are needed to complete the screening process. If the patient has had healthcare outside of Scotland and is having repeat readmissions to hospital contact the local IPCT for advice on the need for ongoing CPE testing.</p> <p>If three negative screens are received, TBPs and isolation precautions can be discontinued.</p>
Accommodation (Patient Placement)	<p>All patients being admitted to hospital must be assessed for CPE using the Clinical Risk Assessment tool. A single room, preferably en-suite, should be made available for all patients who have answered yes to the CRA and a CPE screen undertaken. If the results indicate that the patient is colonized/infected with CPE, the patient must remain in single room with contact TBPs in place until discharge. If a single room is not available or in instances where a patient's clinical condition may not support placement in a single room, the IPCT should be informed and a risk assessment undertaken jointly with ward staff, on where to safely nurse the patient. This must be documented in the patient notes and reviewed daily. Doors in single rooms should be kept closed. If this is not possible, a risk assessment should be undertaken and documented in clinical notes (See also Appendix 1).</p>

	NHS GREATER GLASGOW & CLYDE CONTROL OF INFECTION COMMITTEE STANDARD OPERATING PROCEDURE (SOP)	Page	7 of 10
		Effective From	April 2025
	CARBAPENEMASE PRODUCING ENTEROBACTERIACEAE(CPE) TRANSMISSION BASED PRECAUTION	Review Date	April 2027
		Version	4
The most up-to-date version of this SOP can be viewed at the following web page: www.nhsggc.scot/hospitals-services/services-a-to-z/infection-prevention-and-control			


<i>Clinical / Healthcare Waste</i>	All non-sharps waste from patients with CPE should be designated as clinical healthcare waste and placed in an orange bag. Please refer to the NHSGCC Waste Management Policy .
<i>Contacts</i>	<p>If patients are assessed at admission and immediately isolated in a single room there should be no need to screen contacts. A contact is described as another patient who has spent 4 hours or more in the same bed bay / room as a patient who is confirmed CPE positive.</p> <p>Contacts do not require to be isolated in single rooms but cohort should be considered where possible and movement should be restricted until negative screen or discharge.</p> <p>A contact must have weekly screens for 4 weeks, after last case was detected, to be considered negative.</p> <p>Once 4 negative screens have been obtained, the patient is deemed no longer a CPE contact.</p> <p>It is not necessary to screen staff and /or household contacts unless considered as part of an outbreak investigation.</p> <p><u>Post-discharge screening</u></p> <p>Post-discharge screening is not required if no transmission has been identified amongst in-patient contacts.</p> <p>If post-discharge screening is required, contacts require 3 negative screens 48 hours apart. Patient notes should be tagged to allow all screens to be achieved. Once 3 negative screens have been achieved, notes can be untagged.</p>
<i>Domestic Advice</i>	Domestic staff must follow the SOP for Twice Daily Clean of Isolation Rooms. Cleans should be undertaken at least four hours apart. See NHSGGC SOP Twice Daily Clean of Isolation Rooms
<i>Equipment</i>	Where practicable, the patient should be designated their own equipment. See NHSGGC Cleaning of Near Patient Equipment SOP

	NHS GREATER GLASGOW & CLYDE CONTROL OF INFECTION COMMITTEE STANDARD OPERATING PROCEDURE (SOP)	Page	8 of 10
		Effective From	April 2025
	CARBAPENEMASE PRODUCING ENTEROBACTERIACEAE(CPE) TRANSMISSION BASED PRECAUTION	Review Date	April 2027
		Version	4
The most up-to-date version of this SOP can be viewed at the following web page: www.nhsggc.scot/hospitals-services/services-a-to-z/infection-prevention-and-control			

Hand Hygiene	<p>Hand hygiene is the single most important measure to prevent cross-infection. Hands must be decontaminated before and after each direct patient contact.</p> <p>Refer to the NHSGGC Hand Hygiene Guidance.</p>
Last Offices	<p>Link to guidance in NIPCM</p>
Linen	<p>Treat used linen as infectious, i.e. place in a water soluble bag then into a clear plastic bag (place water soluble bag in the brown plastic bags used in Mental Health Areas), tied, then into a red laundry hamper bag.</p> <p>Please refer to National Guidance on the safe management of linen.</p>
Moving between wards, hospitals and departments (including theatres)	<p>Discuss patient transfers with local IPCT prior to movement. Inform department prior to transfer, inform any receiving ward that the patient has a CPE before transfer.</p> <p>Community action is only taken if patient is in a residential care facility. Contact PHPU for support with discharge to care homes. Contact SAS to discuss arrangements for transport.</p>
Notice for Door	<p>Yellow isolation sign on door</p>
Patient Clothing	<p>If relatives or carers wish to take personal clothing home, staff must place clothing into a domestic water soluble bag then into a patient clothing bag and ensure that a Washing Clothes at Home leaflet is issued. NB It should be recorded in the nursing notes that both advice and the information leaflet has been issued.</p>
Patient Information	<p>Inform the patient / parent / guardian / next-of-kin (as appropriate) of the patient's condition and the necessary precautions. Answer any questions and concerns they may have.</p> <p>Provide a patient information leaflet.</p> 
Personal Protective Equipment (PPE)	<p>To prevent spread through direct contact PPE (disposable gloves and yellow apron) must be worn for all direct contact with the patient or the patient's environment/equipment. Ensure hand hygiene is performed before donning and after doffing PPE</p>

	NHS GREATER GLASGOW & CLYDE CONTROL OF INFECTION COMMITTEE STANDARD OPERATING PROCEDURE (SOP)	Page	9 of 10
		Effective From	April 2025
	CARBAPENEMASE PRODUCING ENTEROBACTERIACEAE(CPE) TRANSMISSION BASED PRECAUTION	Review Date	April 2027
		Version	4
The most up-to-date version of this SOP can be viewed at the following web page: www.nhsggc.scot/hospitals-services/services-a-to-z/infection-prevention-and-control			

<i>Precautions Required until</i>	A patient who is admitted to hospital and has been / is CPE positive must be accommodated in a single room with transmission based precautions as per this SOP, for the duration of this and any subsequent admissions If the patient requires rehabilitation, please contact a member of the IPCT to develop an individual care plan for that patient.
<i>Risk Assessment required</i>	Yes. Ward staff will ask CPE questions on admission to hospital and record on nursing admission documentation/CPE stickers. If patient answers yes to any question, they must be isolated in a single room with transmission based precautions.
<i>Screening Staff</i>	Not required.
<i>Terminal Cleaning of Room</i>	As per NHSGGC SOP Terminal Clean of Wards and Isolation Rooms
<i>Visitors</i>	Visitors are not required to wear aprons and gloves unless they are participating in patient care. They should be advised to decontaminate their hands on leaving the room / patient.

	NHS GREATER GLASGOW & CLYDE CONTROL OF INFECTION COMMITTEE STANDARD OPERATING PROCEDURE (SOP)	Page	10 of 10
		Effective From	April 2025
	CARBAPENEMASE PRODUCING ENTEROBACTERIACEAE(CPE) TRANSMISSION BASED PRECAUTION	Review Date	April 2027
		Version	4
The most up-to-date version of this SOP can be viewed at the following web page: www.nhsggc.scot/hospitals-services/services-a-to-z/infection-prevention-and-control			

4. Evidence Base

[HPS Website - Toolkit for the early detection, management and control of carbapenemase-producing Enterobacteriaceae in Scottish acute settings](http://www.nhsggc.scot/hospitals-services/services-a-to-z/infection-prevention-and-control)
[cpe-non-acute-toolkit.pdf](#)