

# Community Guide to Gastric Placed Enteral Feeding Tubes



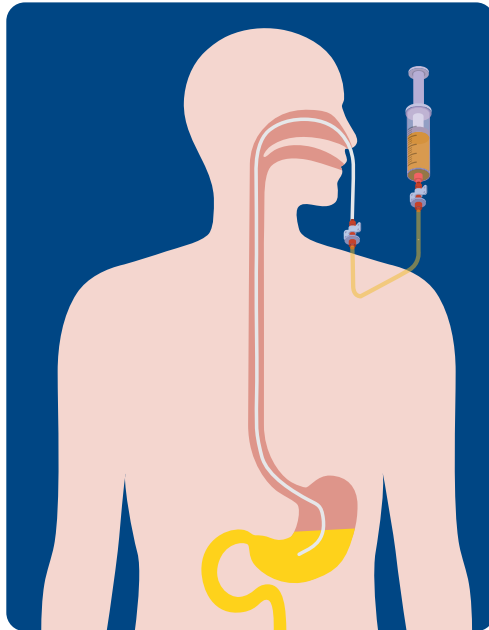
# Gastric Placed Enteral Feeding Tubes

## Nasogastric Tube

A nasogastric tube (NG tube) is a special tube that carries food/ fluid and medicine to the stomach. An NG tube is inserted through the nose, into the stomach via the Oesophagus.

An NG tube is most suitable route for patients requiring short term feeding (<4 weeks) or for patients awaiting procedures to provide longer term access e.g. gastrostomy tube.

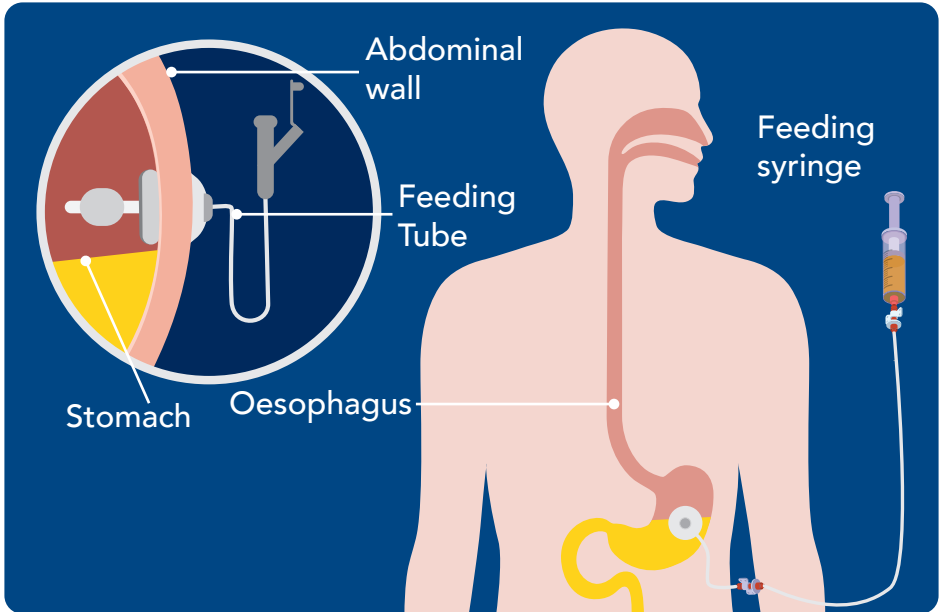
**Note:** the patients must have an accessible functioning gastro-intestinal tract.



## Gastrostomy Tube


A gastrostomy is an artificially created opening from the stomach to the skin surface through the anterior abdominal wall. This can be carried out in 3 different ways - surgically, endoscopically or under radiological guidance.

Gastrostomy tube insertion should be considered in people likely to need long term enteral tube feeding (4 weeks or more).



## Nasogastric Tube

- GBUK Enteral Nutricare nasogastric feeding tubes are used within NHSGGC
- Size 8Fr and 10Fr are available
- Replace every 90 days - can be risk assessed for longer placement by the Enteral Feeding Clinical Nurse Specialist
- NG route should only be considered for a maximum of 12 months
- If patient is discharged with another type of Nasogastric tube contact the Enteral Feeding Clinical Nurse Specialist or the Acute Nutrition Nurses for care planning and clinical advice.



## Corflo PEG

- Traction removable in acute only
- Replaced every 24 months
- Adaptor is changeable in the community - this should be changed every 12 weeks or sooner
- Patients will have the adaptors on their order.



## First change of Balloon Held Gastrostomy tube in community:

- Patients balloon held gastrostomy tubes can be changed 4 weeks after primary insertion in the acute setting
- First change after 4 weeks can be carried out by the District Nurse Team
- Please contact Enteral Feeding Clinical Nurse Specialist if support is needed.

## Avanos Gastrostomy Tube

- Balloon retaining
- Primary insertion in acute
- Changed in the community to Flocare around 4 months
- Can be changed after 4 weeks.





## Flocare Gastrostomy Tube

- Replacement tube therefore it is not used for initial gastrostomy placement
- Balloon retaining
- Change every 4-6 months
- Can be changed in the community independently by District Nurses or contact Enteral Feeding Clinical Nurse Specialist.



## Flocare Low Profile (Button) + extension set


- Bespoke for each patient due to tract length
- Change every 4-6 months
- If button is not available use Flocare gastrostomy tube until button is available.





## Monarch Gastrostomy Tube

- Non balloon retaining
- Replaced every 24 months
- Traction removable in community
- Adapter - should be changed every 12 weeks or sooner
- Patients will have the adaptors on their order.



## Community Home Enteral Feeding Team

### Enteral Feeding Clinical Nurse Specialist

General Enquiries: ☎ 0141 531 6858

✉ glasgow.heft@ggc.scot.nhs.uk

Emergency only: 📞 07866 032 940

### NHSGGC Enteral Feeding Resources

- 🌐 Enteral Feeding Best Practice Statement - HSCPs (1069) | Right Decisions (scot.nhs.uk)
- 🌐 Fine bore naso-gastric (NG) feeding tubes in adults, Community HSCP (496) | Right Decisions (scot.nhs.uk)
- 🌐 Clinical Nutrition - Enteral/Parenteral Nutrition (sharepoint.com)
- 🌐 learnPro module - GGC: 308 Insertion of Fine Bore NG Tube in Adults - Community



